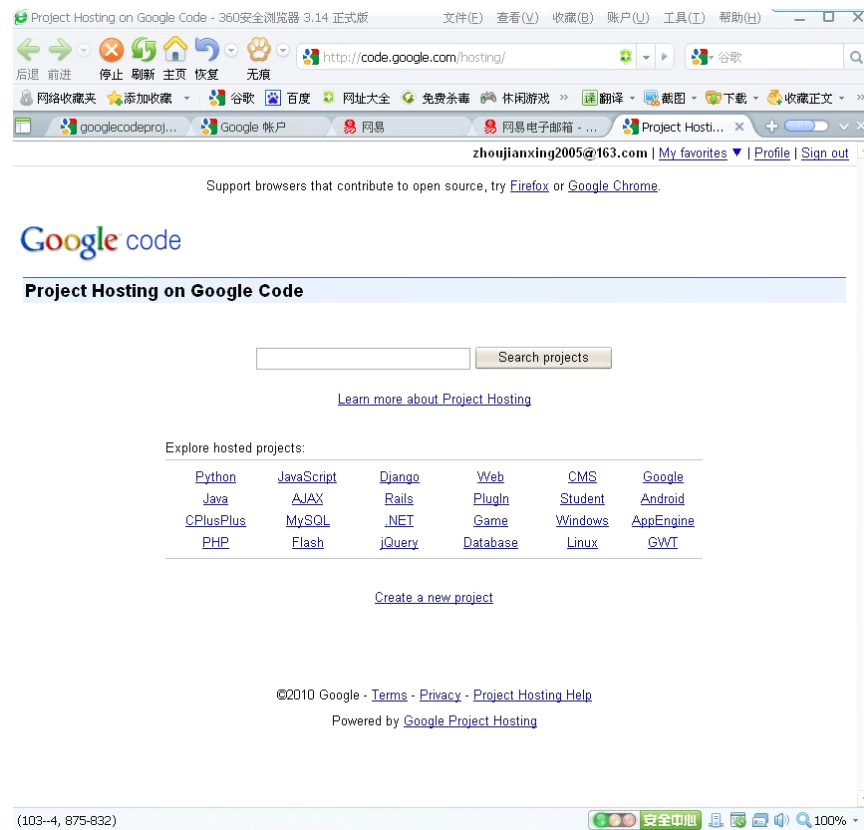


实验报告

周健杏 SA09225464 嵌入式 3 班

1.在 GoogleCode 上创建一个 project 并进行简单的配置

1.1 创建一个新的项目



填写相关信息

Project Hosting on Google Code - 360安全浏览器 3.14 正式版 文件(F) 查看(V) 收藏(B) 账户(U) 工具(T) 帮助(H)

http://code.google.com/hosting/createProject

Project name:

Project summary:

Project description:

Version control system:

Source code license:

☐ Use a separate content license:

Project labels: [Add row](#)

©2010 Google - [Terms](#) - [Privacy](#) - [Project Hosting Help](#)
Powered by [Google Project Hosting](#)

Project name must start with a lowercase letter, followed by lowercase letters, digits, and dashes, with no spaces. This will be part of your project's URL and cannot be changed later.

Project summary will be shown whenever the project's name is displayed.

Project description is the main content of your project's home page. You may use [wiki markup](#).

Version control system selects the type of your project's repository. [Learn more](#).

Licenses determine how others may build upon your work. Code and documentation may be distributed under separate licenses.


Project labels help classify your project so others can easily find it or browse projects by label.

创建成功:

thermonbasedonarm2410 - Project Hosting on Google Code - 360安... 文件(F) 查看(V) 收藏(B) 账户(U) 工具(T) 帮助(H)

http://code.google.com/p/thermonbasedonarm2410

Support browsers that contribute to open source, try [Firefox](#) or [Google Chrome](#).

 **thermonbasedonarm2410**
the rmon based on arm2410

[Project Home](#) [Downloads](#) [Wiki](#) [Issues](#) [Source](#) [Administer](#)

[Summary](#) | [Updates](#) | [People](#)

Tip: Project owners, see our [Getting Started](#) guide for steps to configure your project. [hide](#)

based on linux system we should used Qt to explore the Visual interface

version:1.0.0 2010.3.13

Code license: [GNU General Public License v3](#)

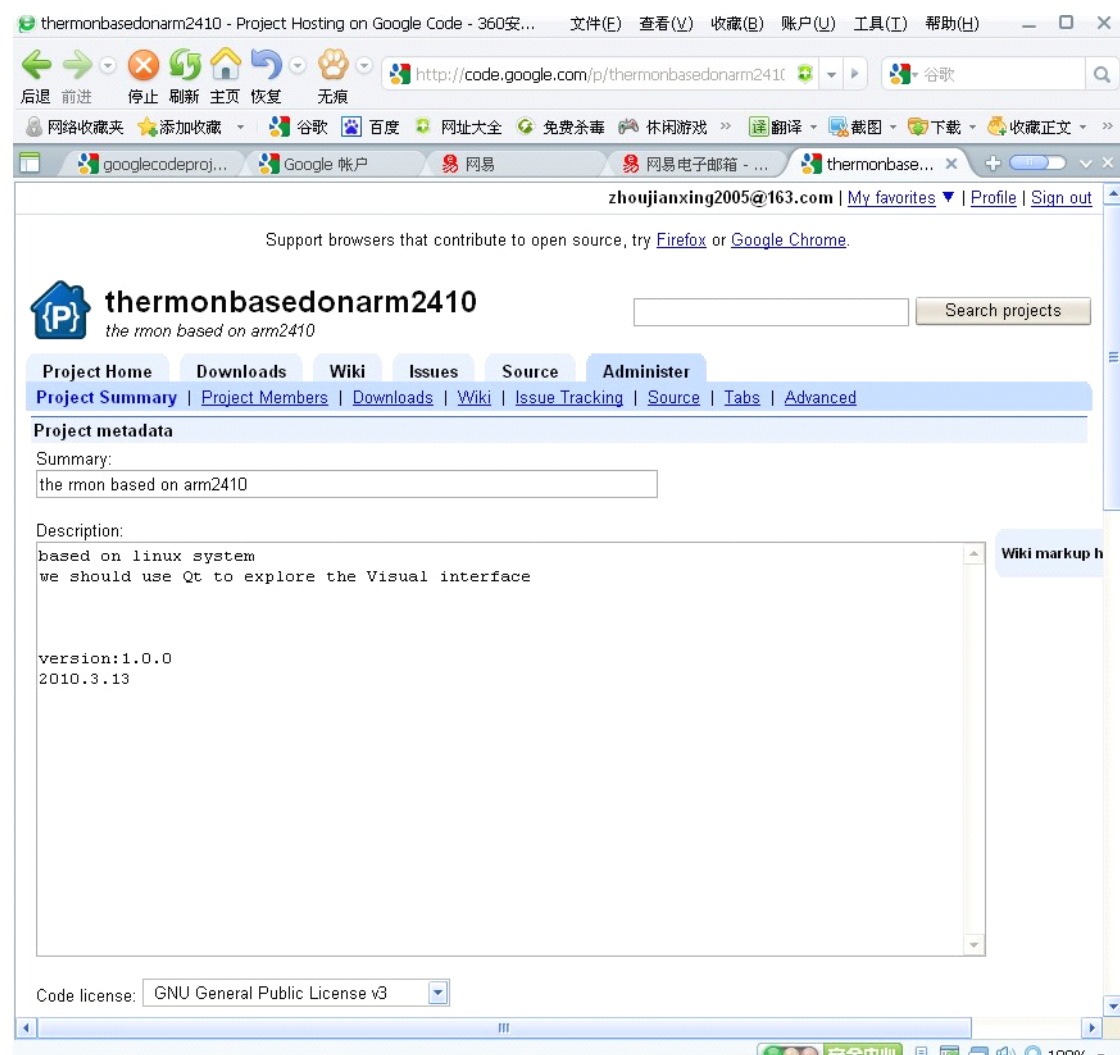
Feeds: [Project feeds](#)

Project owners: [People details](#)
[zhoujianxing2005@163.com](#)

©2010 Google - [Terms](#) - [Privacy](#) - [Project Hosting Help](#)
Powered by [Google Project Hosting](#)

1.2 简单的管理和控制

Project summary 项目首页及其基本配置管理如下图：



Project members 人员管理分为三种角色：

Project owners：可以对整个项目进行管理和控制

Project committers：没有管理权，但可以写 wiki，issue，上传文件，进行源代码控制等

Project contributor：仅可以操作 issue 和留言

对人员的管理可以直接添加和删除对应栏内的 google 账号。

thermonbasedonarm2410 - Project Hosting on Google Code - 360安... 文件(E) 查看(V) 收藏(B) 账户(U) 工具(T) 帮助(H)


http://code.google.com/p/thermonbasedonarm2410/ 谷歌

网络收藏夹 添加收藏 谷歌 百度 网址大全 免费杀毒 休闲游戏 翻译 截图 下载 收藏正文

googlecodeproj... Google 帐户 网易 网易电子邮箱 - ... thermonbase...

zhoujianxing2005@163.com | My favorites | Profile | Sign out

Support browsers that contribute to open source, try [Firefox](#) or [Google Chrome](#).

 **thermonbasedonarm2410**
the mon based on arm2410

Search projects

Project Home Downloads Wiki Issues Source **Administer**

[Project Summary](#) | [Project Members](#) | [Downloads](#) | [Wiki](#) | [Issue Tracking](#) | [Source](#) | [Tabs](#) | [Advanced](#)

Project members

Project owners:
zhoujianxing2005@163.com
jxzhou09@mail.ustc.edu.cn

Project committers:

Project contributors:

Instructions:
Specify each project participant by his or her Google Account email address. Each person must have already created a Google Account with that email address.

Separate addresses with commas and/or newlines.

Project owners may make any change to this project.

Project committers may work in the project, but may not reconfigure it.

Project contributors start with the same permissions as non-members, but their role in the project is visible.

Additional permissions can be granted to committers and contributors on the project's [people](#) sub-tab.

(76-13, 875-832) 安全中心 100%

Issue tracking 任务追踪管理:

thermonbasedonarm2410 - Project Hosting on Google Code - 360安... 文件(E) 查看(V) 收藏(B) 账户(U) 工具(I) 帮助(H)

http://code.google.com/p/thermonbasedonarm2410

zhoujianxing2005@163.com | My favorites | Profile | Sign out

Support browsers that contribute to open source, try [Firefox](#) or [Google Chrome](#).

thermonbasedonarm2410

the mon based on arm2410

Project Home Downloads Wiki Issues Source **Administer**

[Project Summary](#) | [Project Members](#) | [Downloads](#) | [Wiki](#) | [Issue Tracking](#) | [Source](#) | [Tabs](#) | [Advanced](#)

Predefined status values

Open Issue Status Values:

New	= Issue has not had initial review yet
Accepted	= Problem reproduced / Need acknowledged
Started	= Work on this issue has begun

Closed Issue Status Values:

Fixed	= Developer made source code changes, QA should verify
Verified	= QA has verified that the fix worked
Invalid	= This was not a valid issue report
Duplicate	= This report duplicates an existing issue
Won't Fix	= We decided to not take action on this issue
Done	= The requested non-coding task was completed

If an issue's status is being set to one of these values, offer to merge issues:

Duplicate

Instructions:
List one status value per line in desired sort-order.
Optionally, use an equals-sign to document the meaning of each status value.

Predefined issue labels

Type-Defect	= Report of a software defect
Type-Enhancement	= Request for enhancement
Type-Task	= Work item that doesn't change the code or docs
Type-Review	= Request for a source code review
Type-Other	= Some other kind of issue

Instructions:
List one label per line in desired sort-order.

Issue templates 任务模板管理

thermonbasedonarm2410 - Project Hosting on Google Code - 360安... 文件(E) 查看(V) 收藏(B) 账户(U) 工具(I) 帮助(H)

http://code.google.com/p/thermonbasedonarm2410

zhoujianxing2005@163.com | My favorites | Profile | Sign out

Support browsers that contribute to open source, try [Firefox](#) or [Google Chrome](#).

thermonbasedonarm2410

the mon based on arm2410

Project Home Downloads Wiki Issues Source **Administer**

[Project Summary](#) | [Project Members](#) | [Downloads](#) | [Wiki](#) | [Issue Tracking](#) | [Source](#) | [Tabs](#) | [Advanced](#)

Issue templates 任务模板管理

Choose Template:

- Defect report from user**
- Defect report from developer
- Review request

☐ Only offer this template to project members

Summary:

Enter one-line summary

☒ Users must edit issue summary before submitting

Description:

1.
2.
3.

What is the expected output? What do you see instead?

What version of the product are you using? On what operating system?

Please provide any additional information below.

Status:

New

Owner:

☒ Default to member who is entering the issue

Labels:

Type-Defect	Priority-Medium	

New... Delete

输入模板名字，得到新的模板

thermonbasedonarm2410 - Project Hosting on Google Code - 360安... 文件(E) 查看(V) 收藏(B) 账户(U) 工具(I) 帮助(H)

后退 前进 停止 刷新 主页 恢复 无痕

http://code.google.com/p/thermonbasedonarm2410/ 谷歌

网络收藏夹 添加收藏 谷歌 百度 网址大全 免费杀毒 休闲游戏 翻译 截图 下载 收藏正文

googlecodeproj... Google 帐户 网易 网易电子邮箱 - ... thermonbase... x

New issue templates

Choose Template:

- Defect report from user
- Defect report from developer
- Review request
- new task**

☒ Only offer this template to project members

Summary:
描述新的任务

☒ Users must edit issue summary before submitting

Description:
任务详细描述:

预期任务的产出结果

正常需要 个小时的工作量可完成任务
最迟 年 月 日前完成

任务责任人: |

Status:
new

Owner:
 ☐ Default to member who is entering the issue

Labels:

<input type="text"/>	<input type="text"/>	<input type="text"/>
<input type="text"/>	<input type="text"/>	<input type="text"/>
<input type="text"/>	<input type="text"/>	<input type="text"/>
<input type="text"/>	<input type="text"/>	<input type="text"/>
<input type="text"/>	<input type="text"/>	<input type="text"/>

New... Delete

(-7--9, 875-832)

安全中心 100%

thermonbasedonarm2410 - Project Hosting on Google Code - 360安... 文件(E) 查看(V) 收藏(B) 账户(U) 工具(T) 帮助(H)

http://code.google.com/p/thermonbasedonarm2410/ 谷歌

网络收藏夹 添加收藏 谷歌 百度 网址大全 免费杀毒 休闲游戏 翻译 截图 下载 收藏正文

googlecodeproj... Google 帐户 网易 网易电子邮箱 - ... thermonbase...

zhoujianxing2005@163.com | My favorites | Profile | Sign out

Support browsers that contribute to open source, try [Firefox](#) or [Google Chrome](#).

thermonbasedonarm2410
the rmon based on arm2410

Project Home Downloads Wiki Issues Source **Administer**

[Project Summary](#) | [Project Members](#) | [Downloads](#) | [Wiki](#) | [Issue Tracking](#) | [Source](#) | [Tabs](#) | [Advanced](#)

Changes have been saved

Predefined status values

Open Issue Status Values:

New	= Issue has not had initial review yet
Accepted	= Problem reproduced / Need acknowledged
Started	= Work on this issue has begun

Closed Issue Status Values:

Fixed	= Developer made source code changes, QA should verify
Verified	= QA has verified that the fix worked
Invalid	= This was not a valid issue report
Duplicate	= This report duplicates an existing issue
WontFix	= We decided to not take action on this issue
Done	= The requested non-coding task was completed

If an issue's status is being set to one of these values, offer to merge issues:

Duplicate

Instructions:
List one status value per line in desired sort-order.
Optionally, use an equals-sign to document the meaning of each status value.

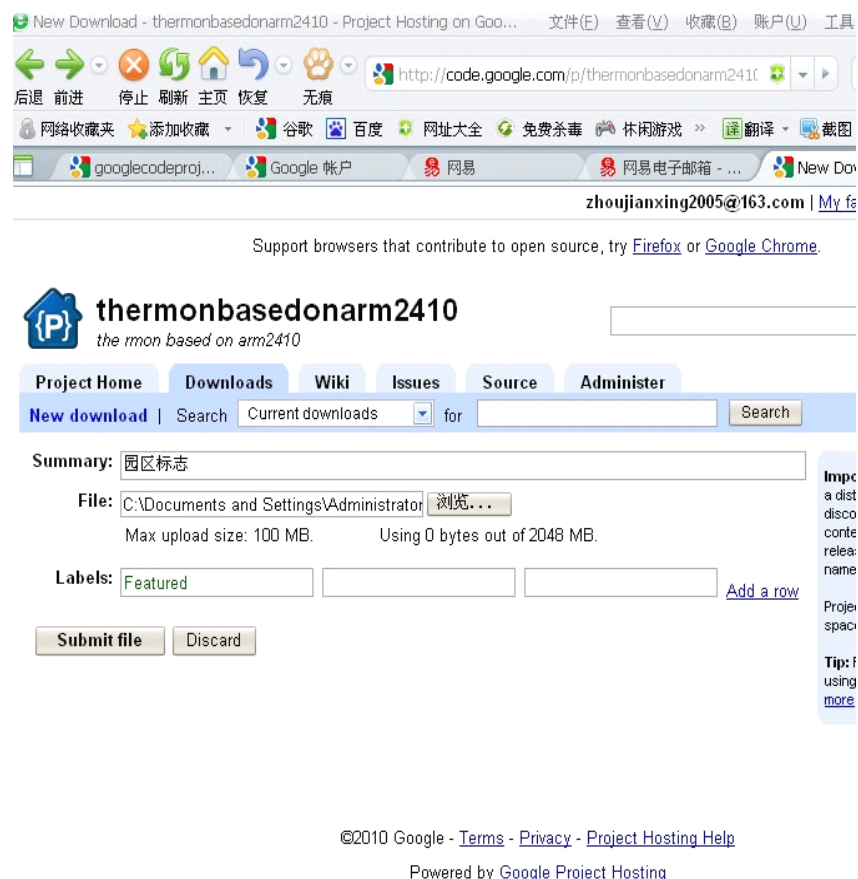
Predefined issue labels

Type-Defect	= Report of a software defect
Type-Enhancement	= Request for enhancement
Type-Task	= Mark item that doesn't change the code or docs

Instructions:
List one label per line in

2.文件的上传与下载

2.1 web 方式进行文件上传



有时后大文件会上传失败，可以利用 Python 脚本自动上传到 Google code project 上

2.2Googlecode 文件上传助手的使用

2.2.1 安装 Python 运行环境

2.2.2 下载使用 Googlecode 文件上传助手

编辑 upload.bat



```
googlecode_upload.py -s "简单介绍" -p Googlecode项目名 -u 您的Google帐户名 -w 上传密码（不是Google帐户哦） -l "关键字" 文件名
```

输入对应的内容
我的密码是



My Profile

Updates

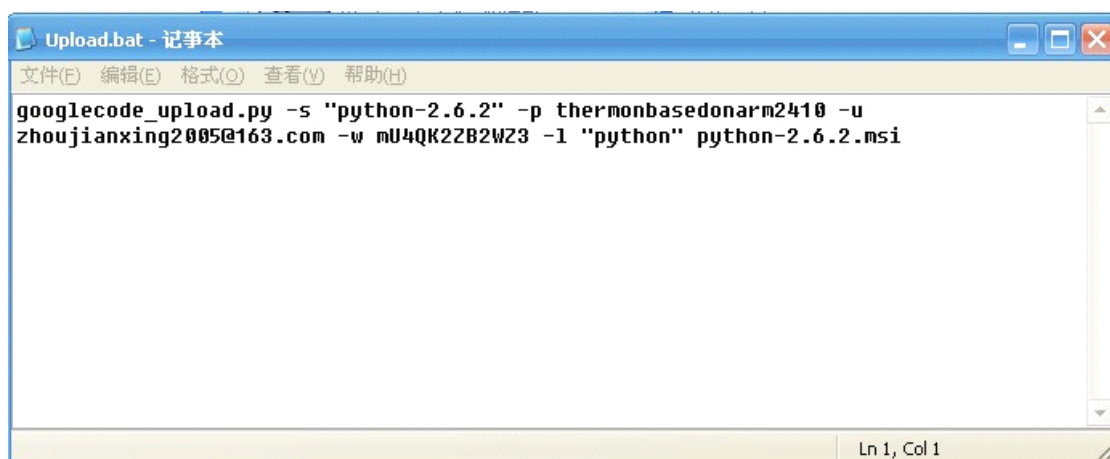
Settings

GoogleCode.com Password

Your googlecode.com password: **mU4QK2ZB2WZ3**

Regenerate

This password is used by project members when checking out or



```
googlecode_upload.py -s "python-2.6.2" -p thermonbasedonarm2410 -u zhoujianxing2005@163.com -w mU4QK2ZB2WZ3 -l "python" python-2.6.2.msi
```

保存之后运行:


```
C:\WINDOWS\system32\cmd.exe

C:\Downloads>googlecode_upload.py -s "python-2.6.2" -p thermonbasedonarm2410 -u
zhoujianxing2005@163.com -w mU4QK2ZB2WZ3 -l "python" python-2.6.2.msi
The googlecode_upload.py was modified by MyIE9.
Press Ctrl+Break could terminate.
AD: MyIE9 browser is free, better than IE and Firefox.
http://code.google.com/p/myie9
Uploading...
```

上传成功:

zhoujianxing2005@163.com | [My favorites](#) | [Profile](#) | [Sign out](#)

Support browsers that contribute to open source, try [Firefox](#) or [Google Chrome](#).

 **thermonbasedonarm2410**
the rmon based on arm2410

[Project Home](#) | [Downloads](#) | [Wiki](#) | [Issues](#) | [Source](#) | [Administer](#)

[New download](#) | [Search](#) for

Filename	Summary + Labels	Uploaded	Size	DownloadCount	...
python-2.6.2.msi	python-2.6.2 python	2 minutes ago	13.9 MB	0	
20100311021.jpg	园区标志 Featured	33 minutes ago	626 KB	0	

©2010 Google - [Terms](#) - [Privacy](#) - [Project Hosting Help](#)
Powered by [Google Project Hosting](#)

3 源代码的上传下载

3.1subversion 版本工具简介

略

3.2 下载安装 tortoiseSVN

略

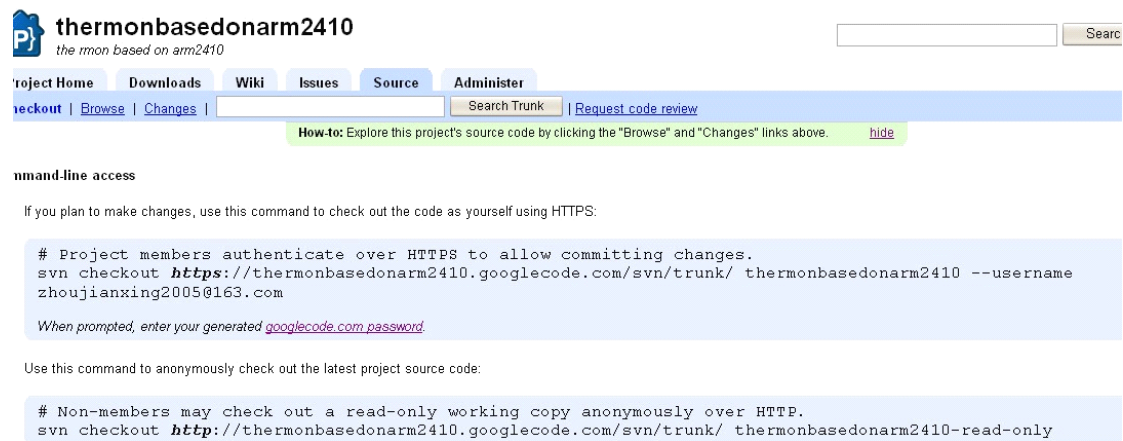
3.3 使用其进行上传下载源代码

1.创建一个文件 xample' ,

2.右击选中 SVNcheckout

3.checkout 源代码文件

URL of repository 可以从项目的 Source/Checkout 栏中获得



The screenshot shows the Google Code project page for 'thermonbasedonarm2410'. The page has a blue header with the project name and a search bar. Below the header is a navigation bar with links for Project Home, Downloads, Wiki, Issues, Source, and Administer. The 'Source' tab is selected, showing a 'Checkout' button and links for 'Browse' and 'Changes'. A green box contains instructions on how to explore the project's source code. Below this, there is a section for 'Command-line access' with two code blocks. The first code block shows the command to checkout the code using HTTPS, with a note about authentication. The second code block shows the command to checkout the code using HTTP, with a note about anonymous access.

thermonbasedonarm2410
the rmon based on arm2410

Project Home Downloads Wiki Issues Source Administer

Checkout | Browse | Changes | Search Trunk | Request code review

How-to: Explore this project's source code by clicking the "Browse" and "Changes" links above. [hide](#)

Command-line access

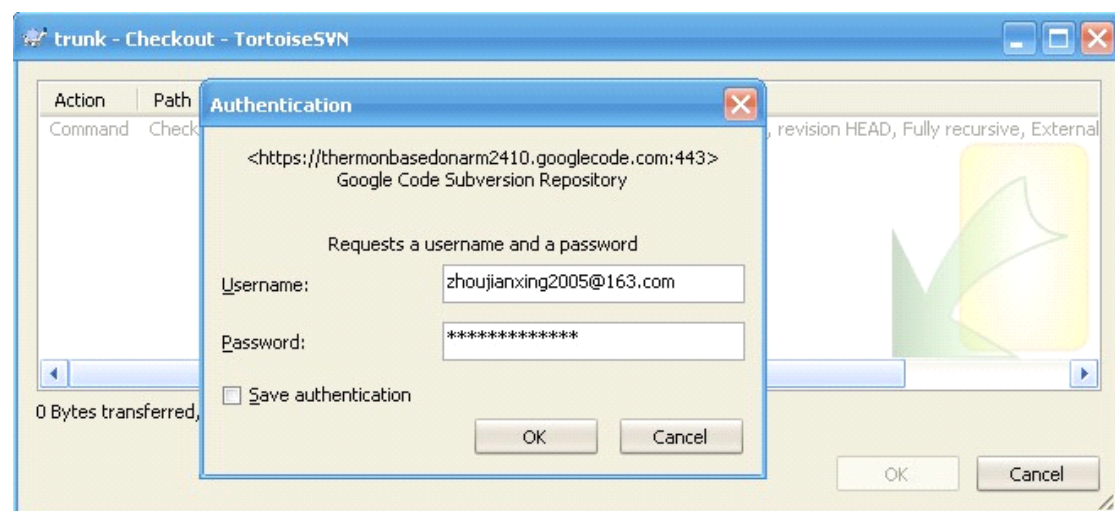
If you plan to make changes, use this command to check out the code as yourself using HTTPS:

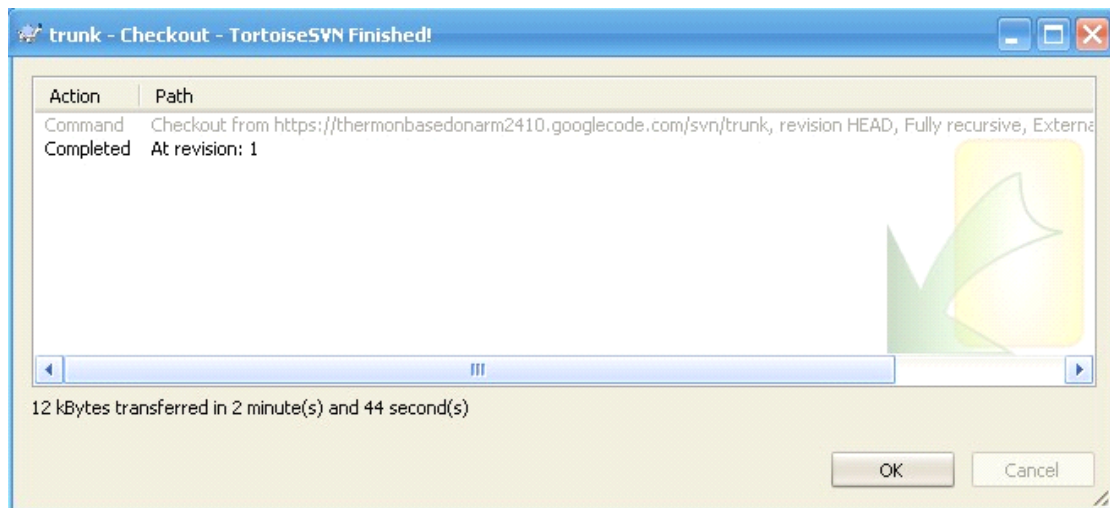
```
# Project members authenticate over HTTPS to allow committing changes.  
svn checkout https://thermonbasedonarm2410.googlecode.com/svn/trunk/ thermonbasedonarm2410 --username  
zhoujianxing2005@163.com
```

When prompted, enter your generated [googlecode.com password](#).

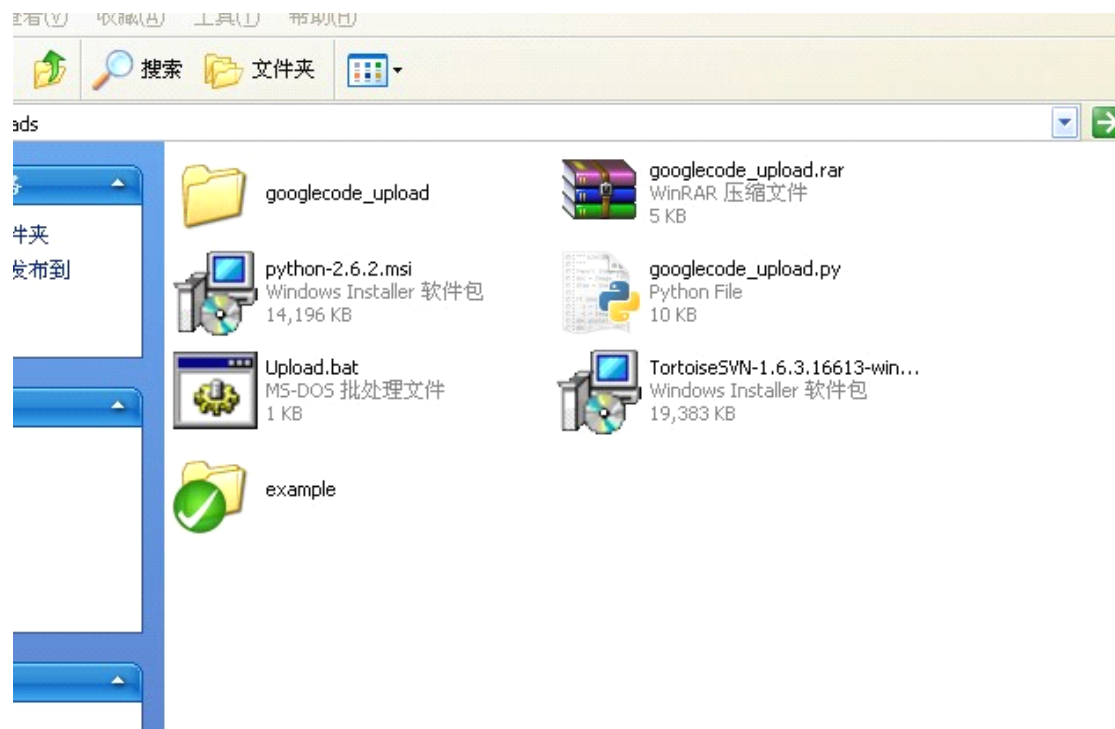
Use this command to anonymously check out the latest project source code:

```
# Non-members may check out a read-only working copy anonymously over HTTP.  
svn checkout http://thermonbasedonarm2410.googlecode.com/svn/trunk/ thermonbasedonarm2410-read-only
```



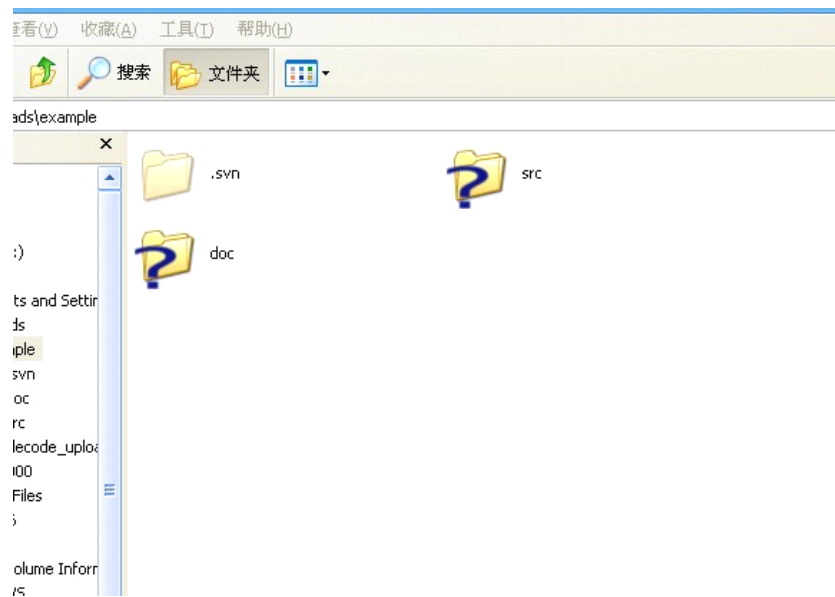


Checkout 之后，目录图标有了变化，有了个小勾

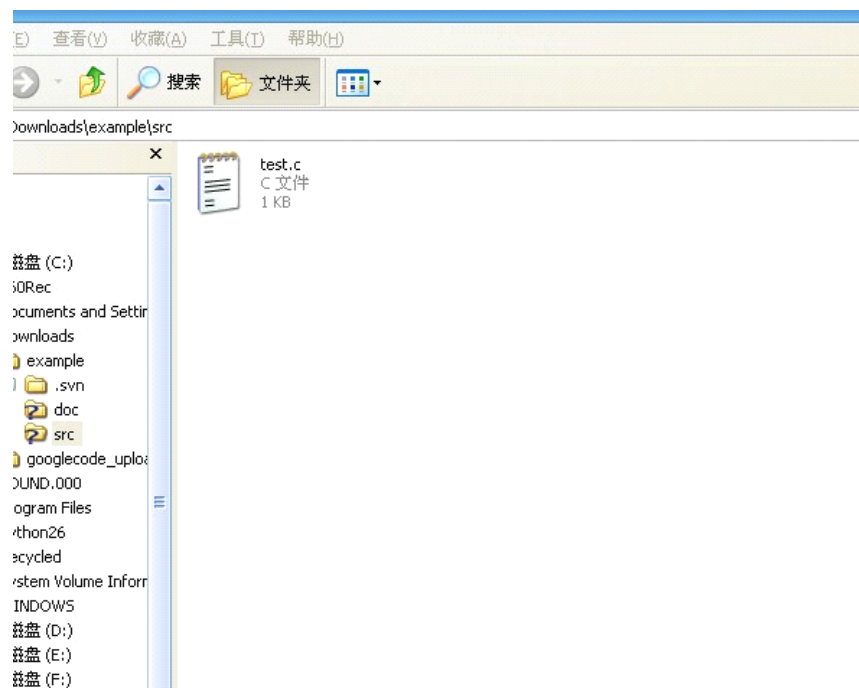


4. 在项目文件夹中添加代码和目录

添加一个 src 目录用于存放代码，添加了一个 doc 目录用于存放代码相关的文档，如下图：

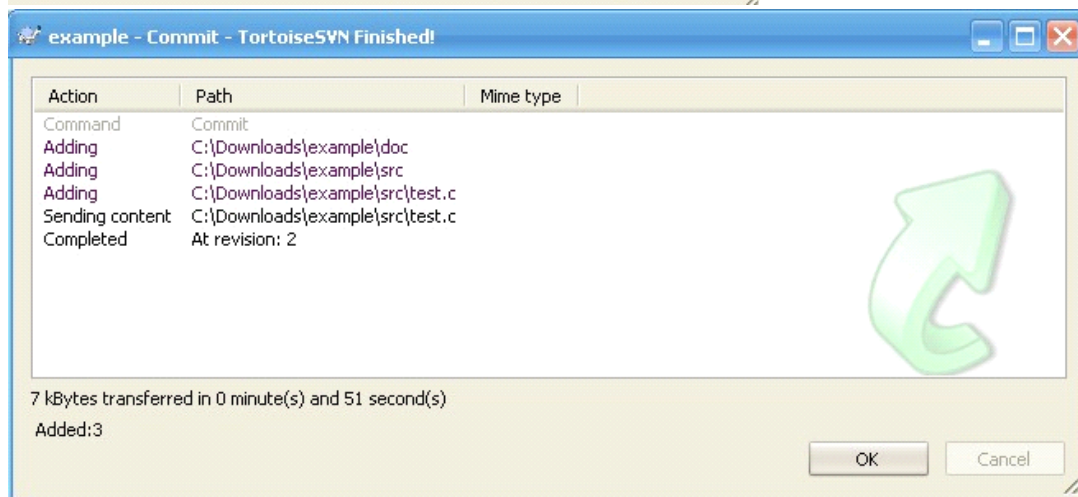
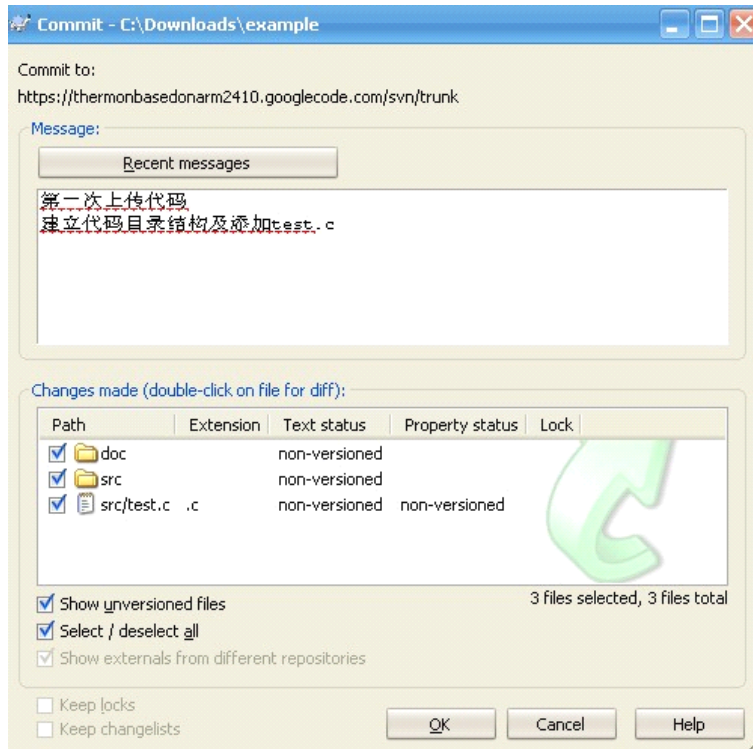


在 src 目录下建立一个 test.c 文件，如图：

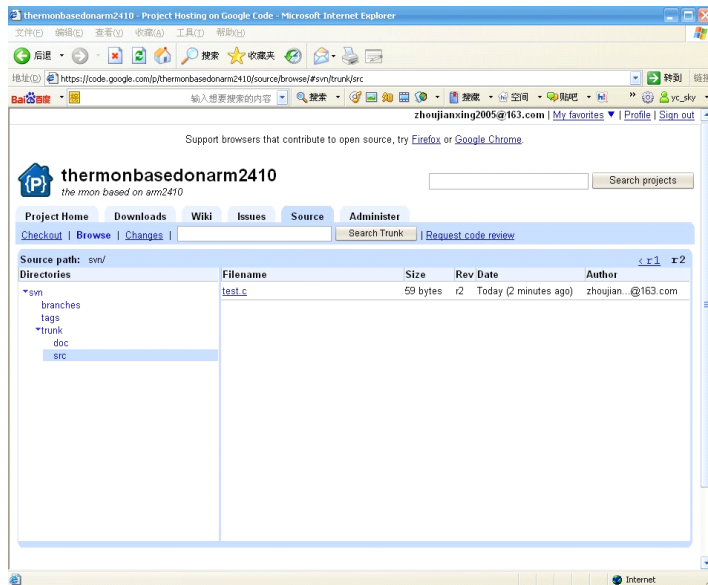


5.commit 代码和目录

6.右击 example 目录，选择 SVN Commit



上传代码成功



4 Wiki 和 Issues 的使用方法

4.1 wiki 语法

略

4.2 issues 的使用方法

thermonbasedonarm2410 - Project Hosting on Google Code - Microsoft Internet Explorer

Support browsers that contribute to open source, try [Firefox](#) or [Google Chrome](#).

thermonbasedonarm2410
the mmon based on arm2410

Project Home Downloads Wiki Issues Source Administer

New issue | Search Open issues for Search | Advanced search | Search tips

Template: new task

Summary: 描述新的任务

Description: 任务详细描述:

预期任务的产出结果

正常需要 个小时的工作量可完成任务

最迟 年 月 日前完成

任务责任人:

Attach a file

Notify me of issue changes, if enabled in [settings](#)


Status: new

Owner:

Baidu 输入想要搜索的内容 搜索

zhoujianxing2005@163.com | [My favorites](#) | [Profile](#) | [Sign out](#)

Support browsers that contribute to open source, try [Firefox](#) or [Google Chrome](#).

 **thermonbasedonarm2410**

[Project Home](#) [Downloads](#) [Wiki](#) [Issues](#) [Source](#) [Administer](#)

[New issue](#) | [Search](#) for | [Advanced search](#) | [Search tips](#)

Thank you for entering [Issue 1](#)

Select: [All](#) [None](#) Actions... 1 - 1 of 1 [List](#) | [Grid](#)

	ID	Type	Status	Priority	Milestone	Owner	Summary + Labels
<input type="checkbox"/> ★	1	Task	new	---	---	zhoujianxing2005@163.com	给自己或者其他成员安排任务的名称

1 - 1 of 1 [CSV](#)

©2010 Google - [Terms](#) - [Privacy](#) - [Project Hosting Help](#)
Powered by [Google Project Hosting](#)

Status: new
Owner: [zhoujianxing2005@163.com](#)
Cc: [zhoujianxing2005@163.com](#)
Type: Task

[Add a comment and make changes below](#)

Reported by [zhoujianxing2005@163.com](#), Today (1 minute ago)

任务详细描述:

预期任务的产出结果

正常需要 个小时的工作量可完成任务
最迟 年 月 日前完成

任务责任人: fgfgfrgf

Add a comment and make changes

汇报任务进展情况，并根据需要更改status等相关信息

[Attach a file](#)

Summary:

Status:

Owner:

Cc:

Labels: