

实验报告

SA09225449

苏颖辉


嵌入式三班

一、在 GoogleCode 上建立一个 project 并进行简单的配置

1. 使用邮箱开通 Google code 账户，登陆后选择 create a new project，project name 为 'united-software'。填写相关信息如下。

suyh@mail.ustc.edu.cn | [My favorites](#) ▼ | [Profile](#) | [Sign out](#)

Support browsers that contribute to open source, try [Firefox](#) or [Google Chrome](#).



Create Project

Project name:

Project summary:

Project description:

Smart Home Systems is committed to higher standards of ethics, insurance, education and experience. These are qualities that give you peace of mind - and the finest in custom electronic design and installation.

Version control system:

Source code license:

☐ Use a separate content license:

Project labels:

Project name must start with a lowercase letter, followed by lowercase letters, digits, and dashes, with no spaces. This will be part of your project's URL and cannot be changed later.

Project summary will be shown whenever the project's name is displayed.

Project description is the main content of your project's home page. You may use [wiki markup](#).

Version control system selects the type of your project's repository. [Learn more](#).

Licenses determine how others may build upon your work. Code and documentation may be distributed under separate licenses.


Project labels help classify your project so others can easily find it or browse projects by label.

Project 建立成功后的界面如下：

1

suyh@mail.ustc.edu.cn | [My favorites](#) | [Profile](#) | [Sign out](#)

Support browsers that contribute to open source, try [Firefox](#) or [Google Chrome](#).


united-software
Use Linux to complete smart home systems

[Project Home](#) | [Downloads](#) | [Wiki](#) | [Issues](#) | [Source](#) | [Administer](#)

[Summary](#) | [Updates](#) | [People](#)

Tip: Project owners, see our [Getting Started](#) guide for steps to configure your project. [hide](#)

Smart Home Systems is committed to higher standards of ethics, insurance, education and experience. These are qualities that give you peace of mind - and the finest in custom electronic design and installation.

Code license: [GNU General Public License v3](#)

Feeds: [Project feeds](#)

Project owners: [People details](#)
[suyh@mail.ustc.edu.cn](#)

©2010 Google - [Terms](#) - [Privacy](#) - [Project Hosting Help](#)


Powered by [Google Project Hosting](#)

2. 简单的管理和控制

可以在如下界面中添加 project 管理人员。

suyh@mail.ustc.edu.cn | [My favorites](#) | [Profile](#) | [Sign out](#)

Support browsers that contribute to open source, try [Firefox](#) or [Google Chrome](#).


united-software
Use Linux to complete smart home systems

[Project Home](#) | [Downloads](#) | [Wiki](#) | [Issues](#) | [Source](#) | [Administer](#)

[Project Summary](#) | [Project Members](#) | [Downloads](#) | [Wiki](#) | [Issue Tracking](#) | [Source](#) | [Tabs](#) | [Advanced](#)

Project members

Project owners:

Project committers:

Project contributors:

Instructions:
Specify each project participant by his or her Google Account email address. Each person must have already created a Google Account with that email address.

Separate addresses with commas and/or newlines.

Project owners may make any change to this project.

Project committers may work in the project, but may not reconfigure it.

Project contributors start with the same permissions as non-members, but their role in the project is visible.

Additional permissions can be granted to committers and contributors on the project's [people](#) sub-tab.

Issue templates 任务模板管理，点击 New 按钮添加新模板。并填写相关信息。选择 save changes 保存。

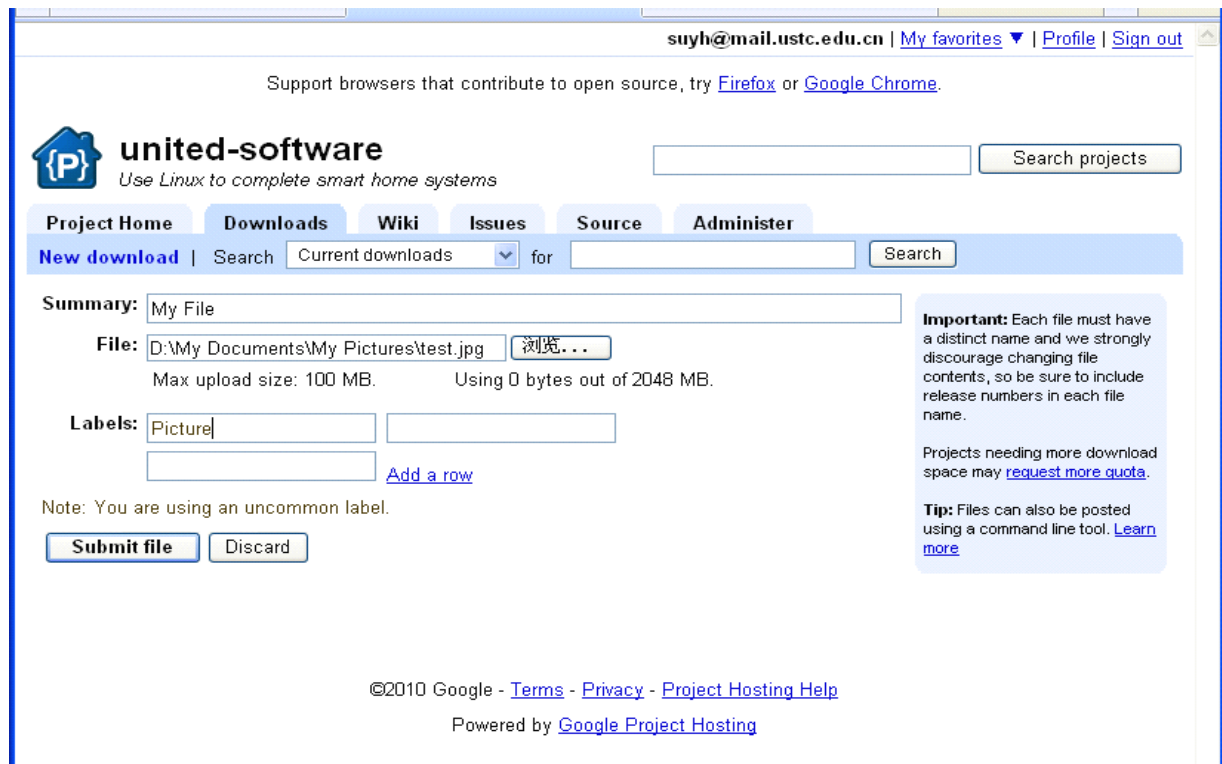
The screenshot shows the 'New issue templates' form. On the left, under 'Choose Template:', 'Defect report from user' is selected. The main form has several fields: 'Summary:' with a text box containing 'Enter one-line summary' and a checked checkbox 'Users must edit issue summary before submitting'; 'Description:' with a text area containing 'What steps will reproduce the problem?' and a list '1.', '2.', '3.'; 'What is' with a text box containing 'Name of new template?'; 'What version' with a text box containing 'New task'; 'Status:' with a dropdown menu showing 'New'; 'Owner:' with a text box and a checked checkbox 'Default to member who is entering the issue'; and 'Labels:' with a dropdown menu showing 'Type-Defect' and 'Priority-Medium'. A modal dialog titled 'Explorer 用户提示' is open in the center, asking '脚本提示: Name of new template?' with '确定' (OK) and '取消' (Cancel) buttons.

添加成功后的界面

The screenshot shows the 'New issue templates' form after successful addition. The 'Choose Template:' list on the left now includes 'New task', which is selected. The main form has been updated: 'Summary:' contains 'This is a Test!!!', 'Description:' contains 'This is a Test!!!', 'Status:' dropdown shows 'Run', and 'Owner:' text box contains 'suyh@ustc.edu.cn'. The 'Labels:' dropdown still shows 'Type-Defect' and 'Priority-Medium'. The 'Only offer this template to project members' checkbox is checked.

二、文件的上传和下载

1. WEB 方式的文件上传和下载。选择计算机某个路径下的图片 test.jpg 进行上传。点击 submit file 按钮开始上传。



suyh@mail.ustc.edu.cn | [My favorites](#) ▼ | [Profile](#) | [Sign out](#)

Support browsers that contribute to open source, try [Firefox](#) or [Google Chrome](#).

united-software
Use Linux to complete smart home systems

[Project Home](#) [Downloads](#) [Wiki](#) [Issues](#) [Source](#) [Administer](#)

[New download](#) | Search Current downloads ▼ for Search

Summary:

File:

Max upload size: 100 MB. Using 0 bytes out of 2048 MB.

Labels:

Note: You are using an uncommon label.

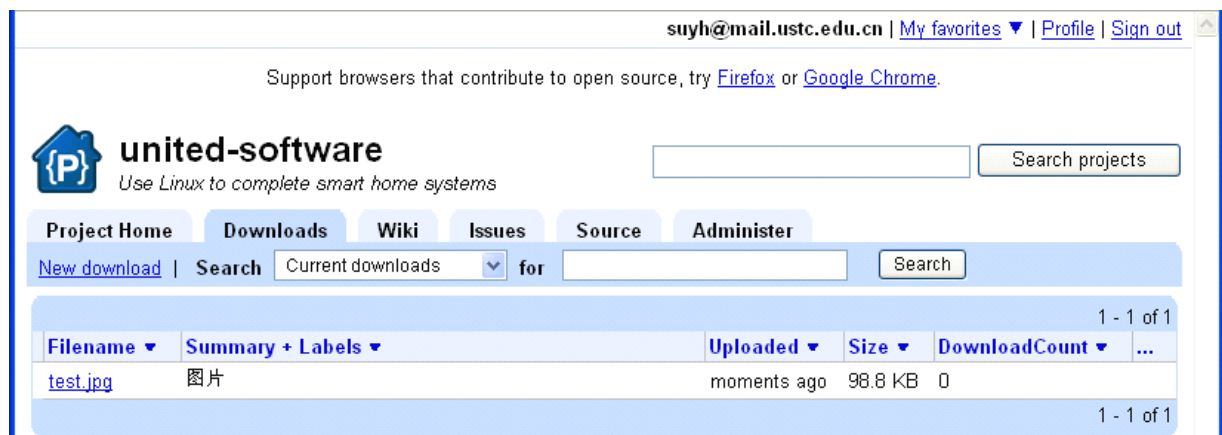
Important: Each file must have a distinct name and we strongly discourage changing file contents, so be sure to include release numbers in each file name.

Projects needing more download space may [request more quota](#).

Tip: Files can also be posted using a command line tool. [Learn more](#)

©2010 Google - [Terms](#) - [Privacy](#) - [Project Hosting Help](#)
Powered by [Google Project Hosting](#)

上传成功后在 download 界面显示如下:



suyh@mail.ustc.edu.cn | [My favorites](#) ▼ | [Profile](#) | [Sign out](#)

Support browsers that contribute to open source, try [Firefox](#) or [Google Chrome](#).

united-software
Use Linux to complete smart home systems

[Project Home](#) [Downloads](#) [Wiki](#) [Issues](#) [Source](#) [Administer](#)

[New download](#) | Search Current downloads ▼ for Search

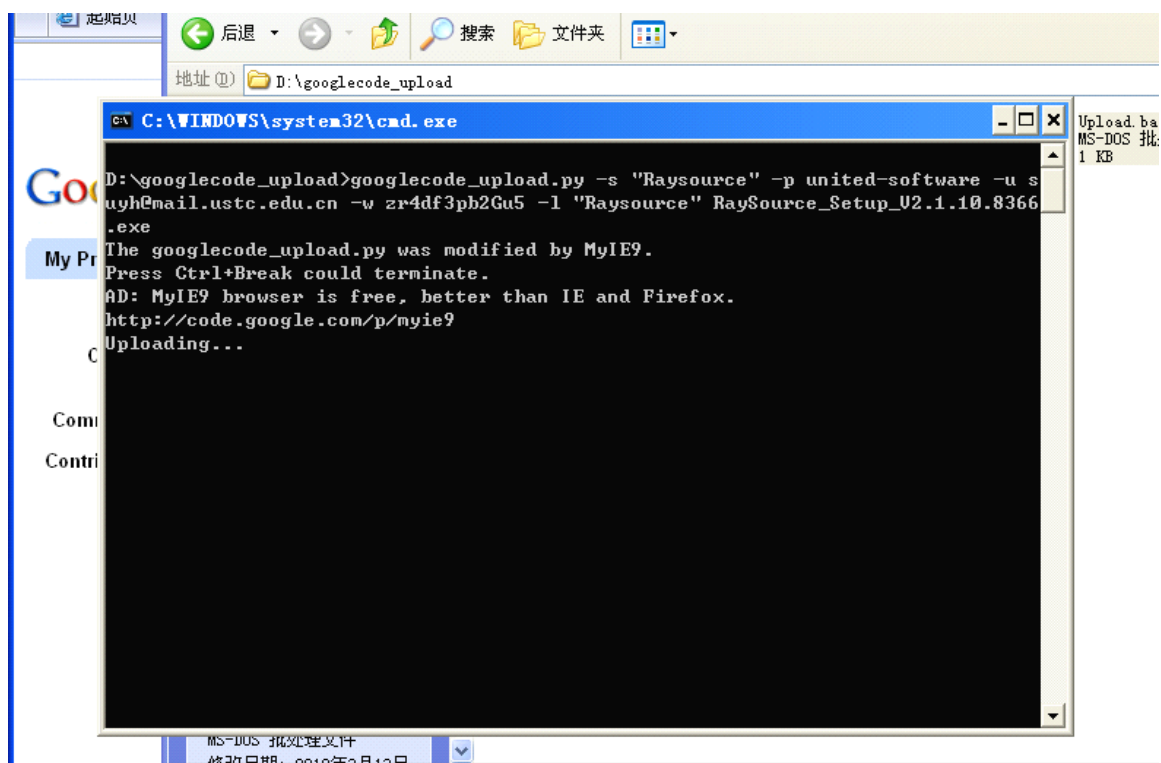
Filename ▼	Summary + Labels ▼	Uploaded ▼	Size ▼	DownloadCount ▼	...
test.jpg	图片	moments ago	98.8 KB	0	

1 - 1 of 1

2. Google code 文件上传助手的使用

安装 Python 2.6.2，解压下载的 Googlecode_upload.rar，将要上传的文件移动到 Googlecode_upload 目录。用记事本打开 upload.bat 编辑上传文件的相关信息，填写用户名和密码。

双击 upload.bat 开始上传文件。

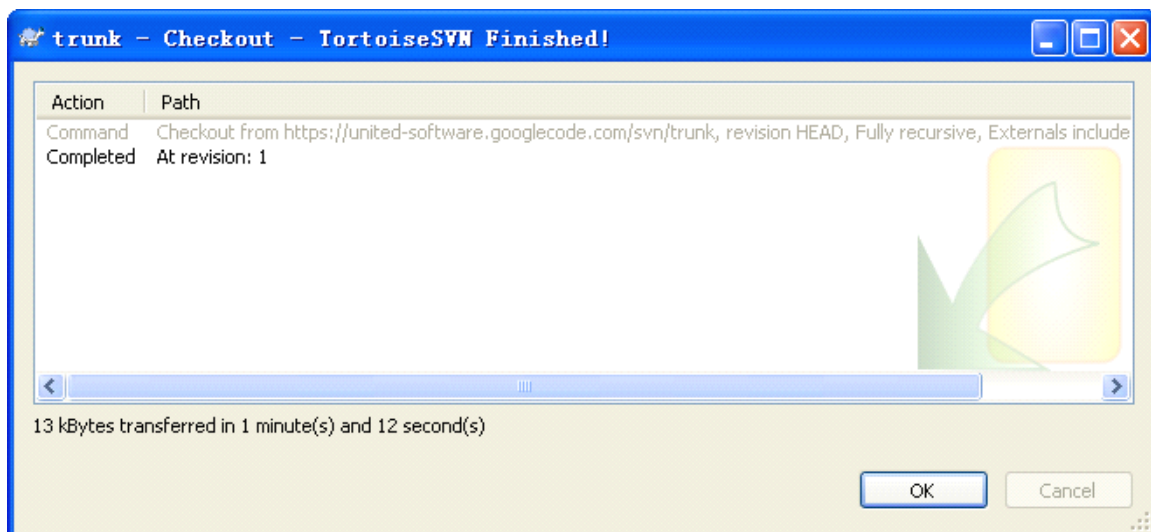
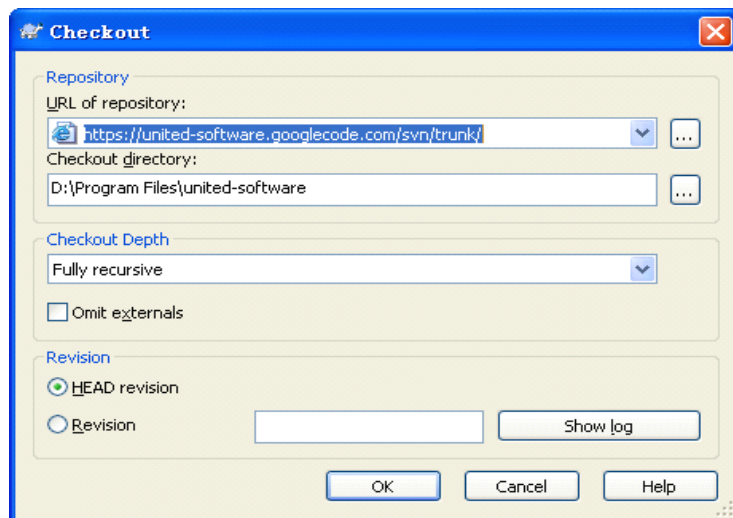


等待几分钟后上传完毕，在 `download` 目录下可以看到上传的文件。

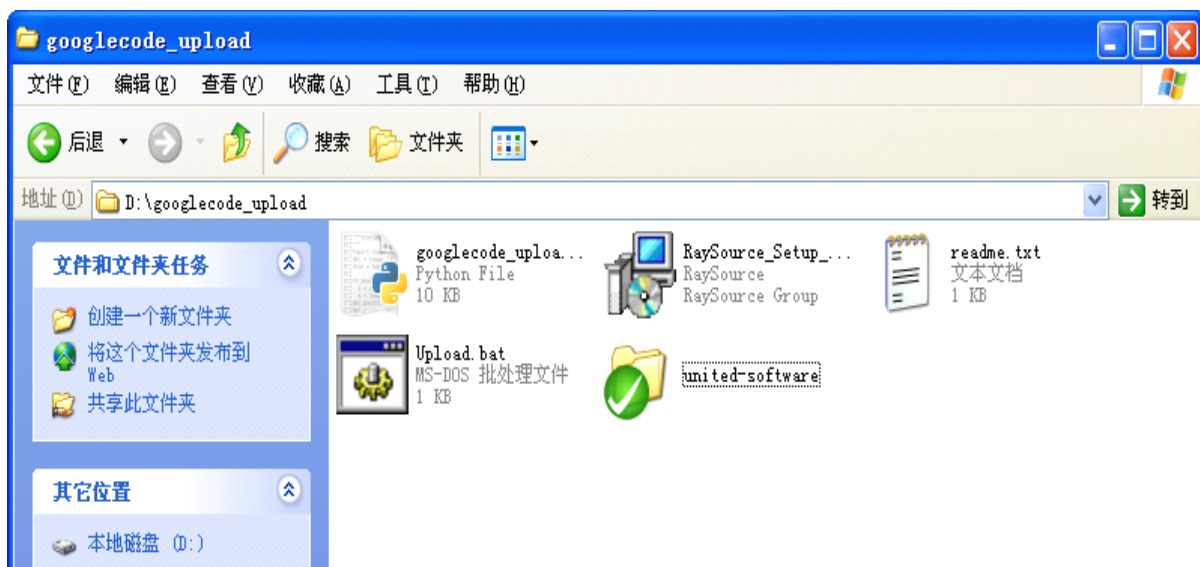


3. 源代码的上传下载

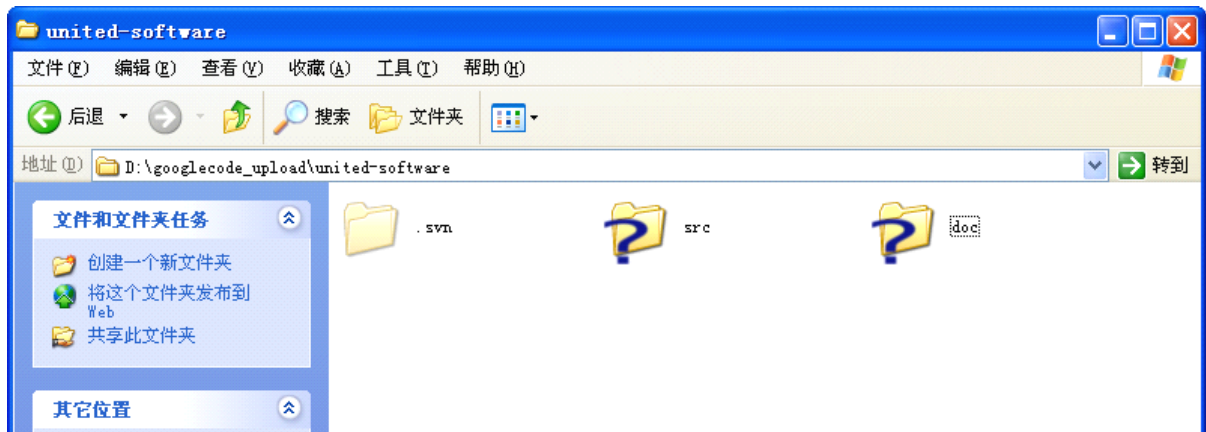
安装 tortoiseSVN，建立文件夹，命名为 'united-software'，右击该文件夹，选择 SVN checkout，在对话框中填入相关信息。



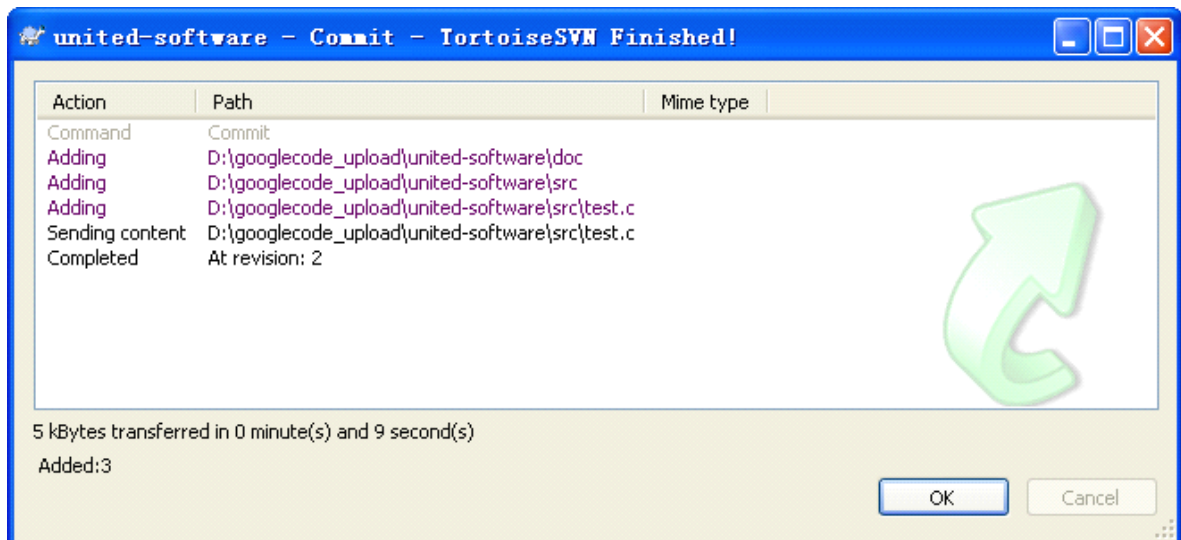
成功 checkout 之后，图标发生了变化



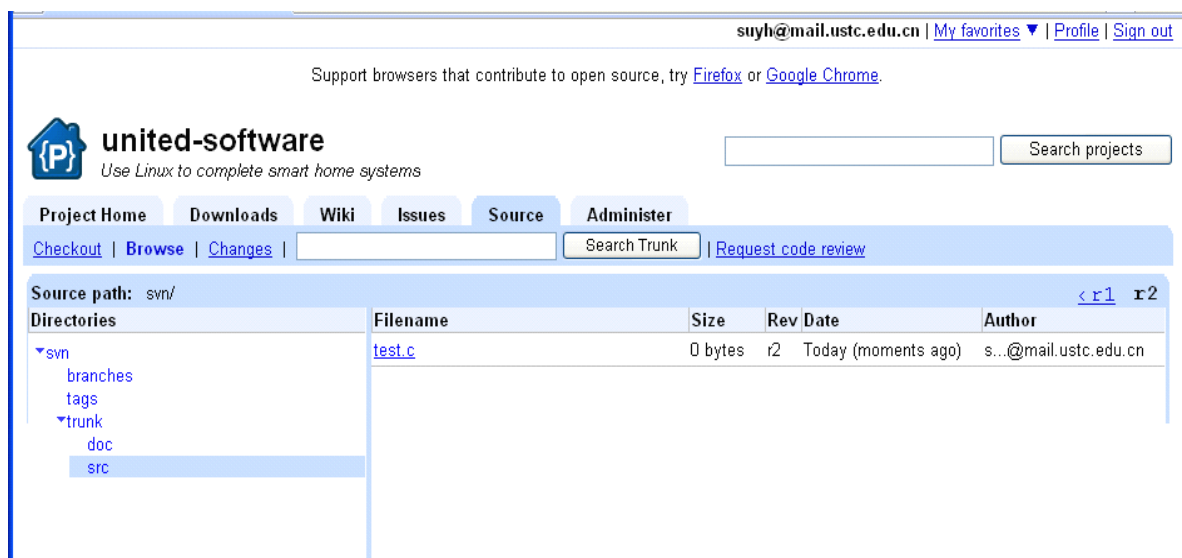
在 `united-software` 路径下新建 ‘src’ 和 ‘doc’ 目录。在 `src` 目录下新建 `test.c` 文件。



右击 `united-software` 文件夹，选择 `SVN commit`，在对话框中填写信息，选择需要上传的文件。点击 `OK` 开始上传。上传成功后 `revision` 版本号变成 2。



使用 `WEB` 方式查看已经 `commit` 的代码 `test.c`。



三、Wiki 和 Issues 的使用

创建新任务，给项目组成员安排任务，按照模板填写。

suyh@mail.ustc.edu.cn | [My favorites](#) | [Profile](#) | [Sign out](#)

Support browsers that contribute to open source, try [Firefox](#) or [Google Chrome](#).

united-software
Use Linux to complete smart home systems

Project Home | Downloads | Wiki | **Issues** | Source | Administer

[New issue](#) | Search Open issues | [Advanced search](#) | [Search tips](#)

Template:

Summary:

Description:
1.
2.
3.

What is the expected output? What do you see instead?

Please use labels and text to provide additional information.

[Attach a file](#)

Status:

Owner:

Cc:

Labels:
 [Add a row](#)

[Tip:](#) Please search for an existing issue before reporting a problem as a new issue.
[Remember:](#) This report will be publicly visible. So, don't include passwords or other confidential information.

创建成功后在 Issues 界面显示如下：

suyh@mail.ustc.edu.cn | [My favorites](#) | [Profile](#) | [Sign out](#)

Support browsers that contribute to open source, try [Firefox](#) or [Google Chrome](#).

united-software
Use Linux to complete smart home systems

Project Home | Downloads | Wiki | **Issues** | Source | Administer

[New issue](#) | Search Open issues | [Advanced search](#) | [Search tips](#)

Select: [All](#) [None](#) Actions... [List](#) | [Grid](#)


ID	Type	Status	Priority	Milestone	Owner	Summary + Labels	...
1	Task	New	---	---	suyh@mail.ustc.edu.cn	Complete the 1st experiment !!!	

1 - 1 of 1 [CSV](#)

©2010 Google - [Terms](#) - [Privacy](#) - [Project Hosting Help](#)
Powered by [Google Project Hosting](#)

suyh@mail.ustc.edu.cn | [My favorites](#) | [Profile](#) | [Sign out](#)

Support browsers that contribute to open source, try [Firefox](#) or [Google Chrome](#).

**united-software**
Use Linux to complete smart home systems

[Project Home](#) | [Downloads](#) | [Wiki](#) | [Issues](#) | [Source](#) | [Administer](#)

[New issue](#) | Search for | [Advanced search](#) | [Search tips](#)

★ Issue 1: Complete the 1st experiment !!!
1 person starred this issue and may be notified of changes. [Back to list](#)

Status: New
Owner: [suyh@mail.ustc.edu.cn](#)
Cc: [suyh@mail.ustc.edu.cn](#)
Type: Task
[Add a comment and make changes below](#)

Reported by [suyh@mail.ustc.edu.cn](#), Today (moments ago)
按照孟宁老师实验指导的pdf文档要求, 完成第一个关于Google code 的实验。
要求每人提交实验报告和截图!
预期产出: 实验报告 (pdf)
最近于3月19日24: 00之前提交到各组的Google code页面。
任务负责人: 各组组长

Add a comment and make changes